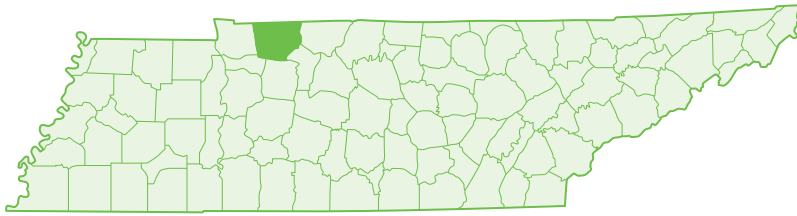


Strengthening Tennessee Families



IN MONTGOMERY COUNTY

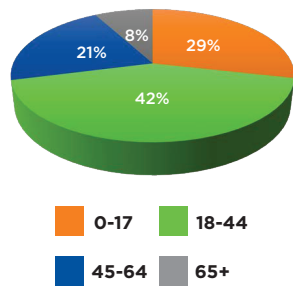
LOOKING INSIDE OUR COUNTY

Building individual and family life skills to make positive impacts in our community is the mission of Tennessee Extension Family and Consumer Sciences programs.

Extension agents and state faculty collaborate to share their expertise and experience in nutrition and food safety, health, human development and financial management with Montgomery County residents.

This snapshot of Montgomery County is designed to inform and guide our work to build on our local strengths and proactively impact the challenges we face together.

Ages Residing in Montgomery County²



FAMILY

Montgomery County can achieve social and economic benefits when families have the skills to support educational achievement and healthy relationships. In our county...

- 14.1% of adults lack adequate social or emotional support, compared to 18.9% average across Tennessee⁹.
- 2,276 cases of child abuse were investigated. This contributes to 4.4% of the total reports in Tennessee for 2015³.
- 55.4% of 3rd - 8th graders scored above average on the Tennessee Comprehensive Assessment Program in 2013 compared to 50.3% in Tennessee⁷.
- There are 17,798 (37%) single parent households².

FOOD

Access to affordable and nutritious food can influence the health and well-being of our local families. In Montgomery County, the USDA Food Environment Atlas indicates that in 2010-2012 in our county...

- 47.4% of students were eligible for free or reduced lunch⁴.
- There are 97 SNAP Authorized stores and there were \$440,970.89 in SNAP redemptions/per authorized store⁴.
- 36% of county residents have limited access to healthy foods compared to 8% of Tennesseans⁴.
- Fruit and vegetable consumption affects multiple health outcomes. 7.5% of Tennesseans met recommendations for fruit intake. Half of Tennesseans consumed fruit one time or less daily. 6.2% of Tennesseans met recommendations for vegetable intake. Half of Tennesseans consumed vegetables 1.6 times or less daily⁴.

Real. Life. Solutions.

FAMILY & CONSUMER SCIENCES
UT EXTENSION
INSTITUTE OF AGRICULTURE
THE UNIVERSITY OF TENNESSEE


 **TENNESSEE**
STATE UNIVERSITY
Cooperative Extension

MONEY

Families at lower socio-economic levels struggle to maintain financial stability because of stagnant earnings and job growth over the last two decades.

- 5,120 people (6.7%) in Montgomery County were unemployed in 2014⁸.
- 10,547 children (21%) are living in poverty in Montgomery County⁶.
- 4.5% of families in Montgomery County have no personal vehicle available².
- 56.4% own their homes and 34.5% rent in Montgomery County².

2013 Montgomery County Median Household Income⁵



HOME

Our homes provide shelter but also can be of concern if the structures are old, the cost of upkeep is high or there are indoor health concerns.

- Asthma prevalence is increasing among all age groups, especially children. In 2013, 11.3% of Tennesseans reported having asthma. In Montgomery County, the annual average for inpatient hospitalizations is 694 and 2,369 emergency department visits due to asthma. It is also the number one reason for school absences and missed days of work¹.
- Most of Tennessee is at high risk for radon. The only way to know is to test. Montgomery County is at moderate risk according to the average test¹².
- In our county, 35.3% of all housing units (24,955) were built prior to 1980, making them more at risk for lead poisoning, injuries and poor energy efficiency².
- In Tennessee, 117 infants died in 2013 due to unsafe sleeping conditions¹⁰.

HEALTH

Healthier Tennessee initiatives have focused community action to support wise personal health choices to decrease the financial burden from rising healthcare costs and increase the health status of our residents. According to County Health Rankings...

- 17.8% of people report fair or poor health in Montgomery County, compared to 19.4% for Tennessee⁶.
- 29.2% of Montgomery County adults (37,791 individuals) are considered to be obese, compared to 32% of Tennessee adults⁶.
- 9.1% of Montgomery County Residents reported their physician told them they have diabetes compared to 12% of Tennessee adults. This excludes those who are pre-diabetic or who have gestational diabetes⁶.
- 11% of people living in Montgomery County could not access health care, compared to 17% for Tennessee⁶.
- Montgomery County is ranked 7th in life expectancy for 95 Tennessee counties⁶.

SOURCES

¹ CDC BRFSS 2013 Survey Data. http://www.cdc.gov/brfss/annual_data/annual_2013.html

² American FactFinder (U.S. Department of Commerce Census Bureau). <http://factfinder.census.gov/faces/nav/jsf/pages/searchresults.xhtml?refresh=t>

³ Kids Count Data Center. <http://datacenter.kidscount.org/data#TN/5/0>

⁴ USDA Economic Research Service. <http://www.ers.usda.gov/data-products/food-environment-atlas/data-access-and-documentation-downloads.aspx#33770>

⁵ United States Census Bureau 2013. <http://www.census.gov/did/www/saipe/data/statecounty/data/2013.html>

⁶ County Health Rankings. <http://www.countyhealthrankings.org/app/tennessee/2015/>

downloads

⁷ Tennessee Department of Education. <https://www.tn.gov/education>

⁸ U.S. Bureau of Labor Statistics. <http://www.bls.gov/data/>

⁹ Health Indicators Warehouse Developed by the National Center for Health Statistics. http://www.healthindicators.gov/Indicators/Social-emotional-support-lacking-Adults-percent_50028/Profile/Data

¹⁰ Tennessee Child Fatality Report - 2013

¹¹ Tennessee Childhood Lead Poisoning Prevention Surveillance

¹² U.S. EPA, Radon Maps

FCS.TENNESSEE.EDU

Real. Life. Solutions.