

Agriculture and Natural Resources

This group includes the following majors:

- **Agricultural Economics**
- **Agriculture Production and Management**
- **Animal Sciences**
- **Food Science**
- **Forestry**
- **General Agriculture**
- **Miscellaneous Agriculture**
- **Natural Resources Management**
- **Plant Science and Agronomy**
- **Soil Science**

Agriculture and Natural Resources make up 1.6 percent of all majors. Median earnings for people with a Bachelor's in the Agriculture and Natural Resources major group are \$50,000.¹ The gender makeup is fairly lopsided—70 percent of people in these majors are men and 30 percent are women. However, women with these majors make, in the aggregate, \$15,000 less per year than men. The racial composition also is heavily skewed in one direction: 90 percent White, 4 percent Hispanic; 3 percent Asian; and 2 percent African-American.² Likewise, earnings for Asians (\$43,000), African-Americans (\$36,000), and Hispanics (\$40,000) are less than the \$50,000 median earnings of Whites.

There are significant earnings variations among the specific majors within this group. The lowest-earning are General Agriculture, Animal Sciences, and Miscellaneous Agriculture while the highest-earning is Food Science. Overall, median earnings in Agriculture and Natural Resources can vary widely, with the 25th percentile earning \$35,000, and the 75th percentile earning \$75,000—a difference of \$40,000.

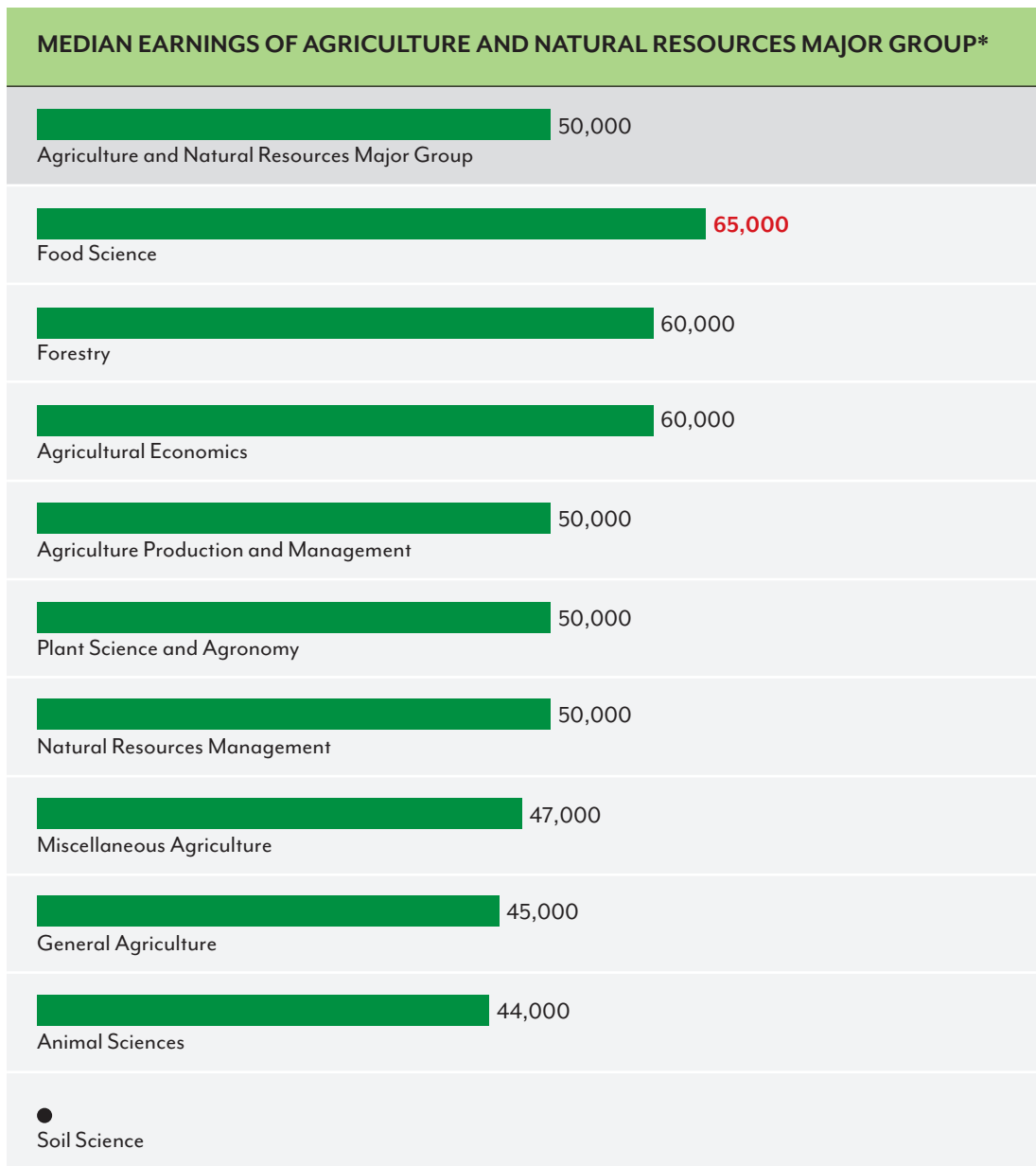
About 27 percent of people with these undergraduate majors obtain a graduate degree and, as a result, get an average earnings boost of 35 percent.

Of people who majored in Agriculture and Natural Resources, 24 percent work in Management, 15 percent in Sales, 8 percent in Life Science, 7 percent in Office, and 4 percent in Building occupations. By industry, 13 percent work in Agriculture, 11 percent in Public Administration, 9 percent in Retail Trade, 7 percent in Manufacturing, 7 percent in Professional and Business Services, and 6 percent in Financial Services.

¹ All of the earnings data presented here is on full-time, full-year workers with a Bachelor's degree only.

² Due to rounding, these may not add to 100 percent.

Fully 90 percent of people with an undergraduate major in Agriculture and Natural Resources who are in the labor force and employed work full-time. About 4 percent are unemployed.



Median earnings for people with a Bachelor's in the Agriculture and Natural Resources major group are \$50,000.

* Full-time, full-year workers with a terminal Bachelor's.

● Sample size was too small to be statistically valid.

ALL

	Agriculture and Natural Resources Major Group	Agricultural Economics	Agriculture Production and Management	Animal Sciences	Food Science	Forestry	General Agriculture	Miscellaneous Agriculture	Natural Resources Management	Plant Science and Agronomy	Soil Science
POPULARITY OF MAJORS[†]											
Total Bachelor's	530,888	32,427	82,921	88,828	18,071	57,437	96,752	7,877	72,168	69,264	5,143
% of Major Group	100	6	16	17	3	11	18	1	14	13	1
MEDIAN EARNINGS BY MAJOR*											
Median earnings	50,000	60,000	50,000	44,000	65,000	60,000	45,000	47,000	50,000	50,000	•
EARNINGS AT THE 25TH AND 75TH PERCENTILE*											
Earnings at the 25th percentile	35,000	39,000	34,000	30,000	41,000	45,000	30,000	30,000	38,000	33,000	•
Earnings at the 75th percentile	75,000	92,000	75,000	70,000	100,000	85,000	74,000	54,000	72,000	75,000	•
Difference	40,000	53,000	41,000	40,000	59,000	40,000	44,000	24,000	34,000	42,000	•
PERCENT OBTAINING A GRADUATE DEGREE											
Did not obtain graduate degree (%)	73	72	82	67	57	74	75	68	72	75	60
Obtain graduate degree (%)	27	28	18	33	43	26	25	32	28	25	40
EARNINGS BOOST FROM OBTAINING A GRADUATE DEGREE											
% Earnings Boost from Graduate Degree	35	40	30	54	28	15	31	•	45	24	•
WORK STATUS*											
Full-time (%)	90	94	92	88	89	92	88	86	88	91	83
Part-time (%)	10	6	8	12	11	8	12	14	12	9	17
PERCENT EMPLOYED**											
Employed (%)	96	98	98	97	92	97	95	97	95	96	94

[†] The ACS data are best used to discuss distributional characteristics of the underlying population. However, we also include the number of degree holders to provide the reader with an 'order of magnitude' sense of the number of people with this major.

* Full-time, full-year workers with a terminal Bachelor's.

• Sample size was too small to be statistically valid.

** Of people in the labor force.

GENDER

	Agriculture and Natural Resources Major Group	Agricultural Economics	Agriculture Production and Management	Animal Sciences	Food Science	Forestry	General Agriculture	Miscellaneous Agriculture	Natural Resources Management	Plant Science and Agronomy	Soil Science
GENDER COMPOSITION OF MAJORS											
Percent Female	30	18	22	49	63	17	25	48	33	28	24
Percent Male	70	82	78	51	37	83	75	52	67	72	76
EARNINGS BY GENDER*											
Female Median Earnings	40,000	•	37,000	36,000	52,000	50,000	38,000	•	43,000	42,000	•
Male Median Earnings	55,000	60,000	52,000	53,000	72,000	60,000	50,000	•	53,000	50,000	•
Difference	15,000	•	15,000	17,000	20,000	10,000	12,000	•	10,000	8,000	•

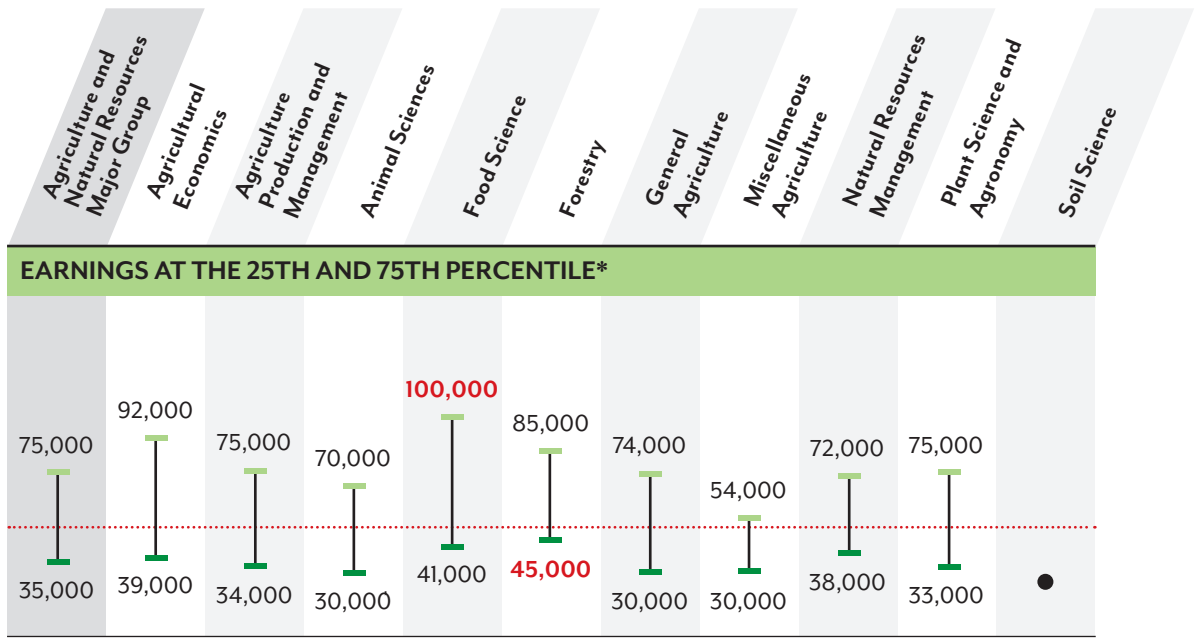
* Full-time, full-year workers with a terminal Bachelor's.

• Sample size was too small to be statistically valid.

RACE AND ETHNICITY

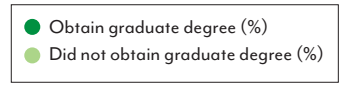
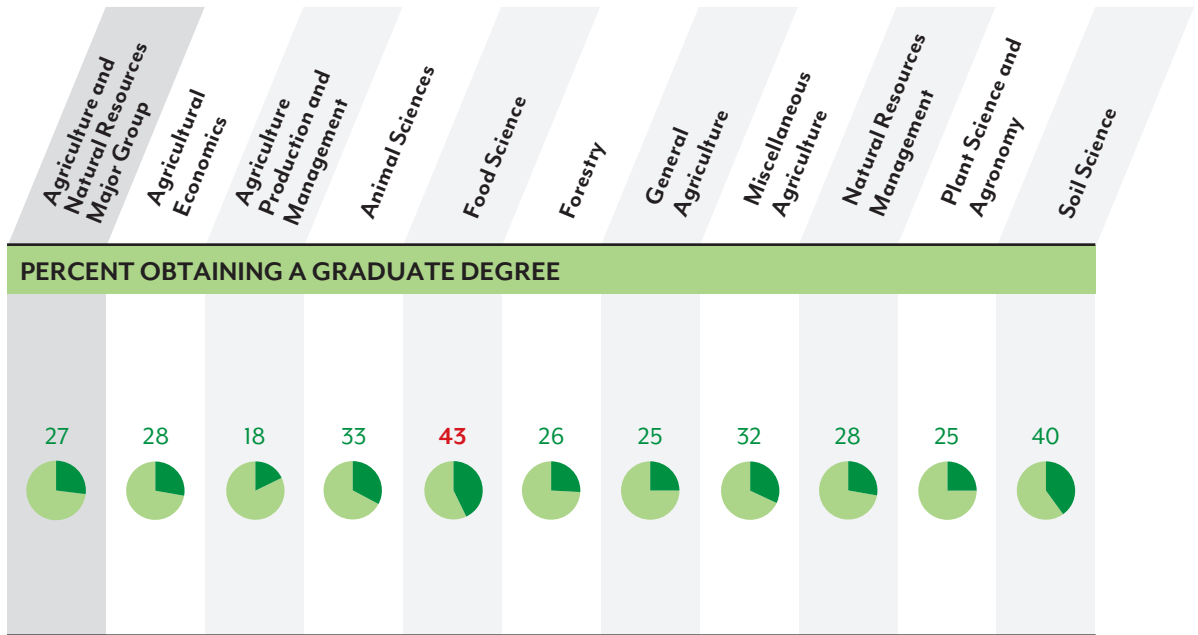
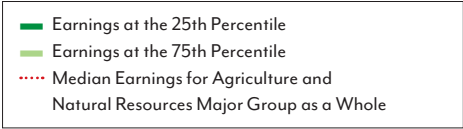
	Agriculture and Natural Resources Major Group	Agricultural Economics	Agriculture Production and Management	Animal Sciences	Food Science	Forestry	General Agriculture	Miscellaneous Agriculture	Natural Resources Management	Plant Science and Agronomy	Soil Science
RACIAL AND ETHNIC COMPOSITION OF MAJORS^Δ											
% White	90	90	92	91	77	93	84	90	92	92	91
% African-American	2	5	2	3	6	1	3	3	2	2	<0.5
% Hispanic	4	3	3	4	3	4	6	5	3	4	3
% Asian	3	1	3	1	15	2	7	2	2	2	6
% Other Races and Ethnicities	<0.5	1	<0.5	<0.5	<0.5	1	1	<0.5	<0.5	<0.5	<0.5

^Δ Due to rounding, these may not add to 100 percent.



* Full-time, full-year workers with a terminal Bachelor's.

● Sample size was too small to be statistically valid.



WHERE AGRICULTURE AND NATURAL RESOURCES MAJORS END UP BY OCCUPATION*

	1st Occupation (%)	2nd Occupation (%)	3rd Occupation (%)	4th Occupation (%)	5th Occupation (%)
Agriculture and Natural Resources Major Group	MGMT (24)	SALES (15)	LS (8)	OFF (7)	BLDG (4)
Agricultural Economics	MGMT (36)	SALES (21)	FIN (11)	OFF (6)	BUS (3)
Agriculture Production and Management	MGMT (27)	SALES (19)	OFF (8)	BLDG (7)	FIN (6)
Animal Sciences	MGMT (24)	SALES (14)	HLTH PROF (8)	OFF (8)	EDU (7)
Food Science	MGMT (27)	SALES (16)	LS (14)	PROD (8)	OFF (5)
Forestry	LS (22)	MGMT (17)	SALES (12)	PROD (6)	BC (5)
General Agriculture	MGMT (23)	SALES (18)	OFF (9)	TRAN (5)	BUS (5)
Miscellaneous Agriculture	EDU (17)	MGMT (17)	SALES (15)	ARTS (12)	INST (9)
Natural Resources Management	MGMT (21)	LS (12)	SALES (9)	OFF (8)	PROT (7)
Plant Science and Agronomy	MGMT (23)	SALES (15)	BLDG (12)	LS (10)	OFF (7)
Soil Science	MGMT (22)	LS (21)	SALES (16)	OFF (6)	PROT (6)

* Full-time, full-year workers with a terminal Bachelor's.

Occupation Abbreviations:

Architecture = ARCH
 Arts = ARTS
 Blue Collar = BC
 Building = BLDG
 Business = BUS
 Community Service = COMM
 Computer Services = COMP
 Construction = CON
 Education = EDU
 Engineering = ENGR
 Finance = FIN
 Food Service = FOOD

Health Professionals = HLTH PROF
 Health Support = HLTH SUP
 Installation = INST
 Legal = LGL
 Life Science = LS
 Management = MGMT
 Office = OFF
 Personal Service = PERS
 Production = PROD
 Protective Services = PROT
 Sales = SALES
 Social Science = SS
 Transportation = TRAN

WHERE AGRICULTURE AND NATURAL RESOURCES MAJORS END UP BY INDUSTRY*

	1st Industry (%)	2nd Industry (%)	3rd Industry (%)	4th Industry (%)	5th Industry (%)
Agriculture and Natural Resources Major Group	AG (13)	PUB (11)	RETL (9)	MAN-nd (7)	PROF (7)
Agricultural Economics	FIN (21)	AG (11)	RETL (8)	PUB (8)	WHLS-d (7)
Agriculture Production and Management	AG (16)	RETL (11)	FIN (7)	CON (6)	MAN-nd (6)
Animal Sciences	AG (14)	MAN-nd (10)	PROF (10)	EDU (9)	PUB (9)
Food Science	MAN-nd (35)	RETL (13)	PROF (8)	PUB (8)	ADMN (6)
Forestry	AG (21)	PUB (17)	PROF (9)	MAN-d (8)	CON (6)
General Agriculture	AG (15)	RETL (11)	PUB (11)	MAN-nd (7)	PROF (6)
Miscellaneous Agriculture	EDU (17)	RETL (11)	PUB (11)	AG (10)	FIN (7)
Natural Resources Management	PUB (21)	PROF (14)	EDU (7)	ARTS (7)	CON (5)
Plant Science and Agronomy	AG (14)	RETL (11)	ADMN (11)	PUB (10)	WHLS-d (7)
Soil Science	AG (18)	PROF (14)	RETL (13)	HS (12)	PUB (11)

* Full-time, full-year workers with a terminal Bachelor's.

Industry Abbreviations:

Administrative Services = ADMN
 Agriculture = AG
 Arts = ARTS
 Construction = CON
 Education Services = EDU
 Financial Services = FIN
 Food Service = FS
 Health Services = HS
 Information = INFO
 Management Services = MGMT
 Manufacturing (durable) = MAN-d
 Manufacturing (non-durable) = MAN-nd

Mining = MNG
 Other Service = OS
 Professional Services = PROF
 Public Administration = PUB
 Real Estate = RE
 Retail Trade = RETL
 Sales = SALES
 Social Science = SS
 Transportation = TRAN
 Utilities = UTIL
 Wholesale Trade (durable) = WHLS-d
 Wholesale Trade (non-durable) = WHLS-nd